



# REPÚBLICA FEDERATIVA DO BRASIL ANDRÉA DE MACEDO VALÉRIO

Tradutora Pública Juramentada

Registro: 532 - J.C.P.

Rua Padre Anchieta 2177, apto. 1202 – CEP 80.730-000 – Curitiba – Paraná – Brasil  
Telefone: 3024-1304 Celular: 98807-2708 E-mail: tradutorapublica@gmail.com  
Matrícula OAB: 35054 CPF: 662.455.599-87

Tradução: 01

Documento: Relatório de Ensaio

Arquivo: L. 416, fls. 01

Idioma a Traduzir: Inglês

Data 13 de outubro de 2023

**Andréa de Macedo Valério**, Intérprete Comercial e Tradutora Pública matriculada e juramentada na Meritíssima Junta Comercial do Estado do Paraná traduziu, em razão de seu ofício, o documento supracitado e escrito no idioma mencionado, cujo teor é o seguinte:



## Relatório TFI 20-001471-01

### Ensaio de reação ao fogo Ensaio de monitoramento

#### Cliente

Novalis International Ltd.  
Unit F, 10th Floor, CNT Tower, 338 Hennessy Road  
Wanchai  
HONG KONG

#### Produto

Piso resiliente

Novalis Luxury Vinyl Tile Heavy Commercial 2,5 / 0,55  
(Piso Luxo Comercial Pesado em Placa de Vinil)

Este relatório inclui 3 páginas e 3 anexos.

#### Responsável na TFI

(assinatura constante)

Eng. Ulrike Balg  
engenheira sênior de ensaios de fogo  
Tel: +49 241 9679 133  
u.balg@tfi-aachen.de

Aachen, 12 de fevereiro de 2021



(assinatura constante)

**Dr. Andreas Zoëga**

- chefe do laboratório de ensaios -

Este documento é emitido com assinatura eletrônica.

Este relatório aplica-se unicamente às amostras testadas e foi realizado até o máximo do nosso conhecimento. Apenas o relatório completo deverá ser reproduzido. Em hipótese alguma, deverão ser utilizados excertos. Além disso, utilizamos os "Termos e Condições Gerais para a Assinatura de Contratos" da TFI Aachen GmbH também em relação à execução do pedido.



Laboratório de ensaio, órgão de vistoria  
de certificação reconhecido pelo DIBt  
(Deutsches Institut für Bautechnik)



Reconhecido pelos métodos indicados  
no anexo do certificado DAKKS

**TFI Aachen GmbH**  
Charlottenburger Allee 41  
52068 Aachen - Germany  
www.tfi-aachen.de

HRB 8157 Aachen  
VAT N° DE209411342  
Diretor Administrativo  
Dr. Eng. Bayram Aslan







**REPÚBLICA FEDERATIVA DO BRASIL**  
**ANDRÉA DE MACEDO VALÉRIO**

**Tradutora Pública Juramentada**

**Registro: 532 - J.C.P.**

Rua Padre Anchieta 2177, apto. 1202 – CEP 80.730-000 – Curitiba – Paraná – Brasil  
Telefone: 3024-1304 Celular: 98807-2708 E-mail: tradutorapublica@gmail.com  
Matricula OAB: 35054 CPF: 662.455.599-87

Tradução: 01

Documento: Relatório de Ensaio (Continuação)

Arquivo: L. 416, fls. 02

Idioma a Traduzir: Inglês

Data: 13 de outubro de 2023

**Andréa de Macedo Valério**, Intérprete Comercial e Tradutora Pública matriculada e juramentada na Meritíssima Junta Comercial do Estado do Paraná traduziu, em razão de seu ofício, o documento supracitado e escrito no idioma mencionado, cujo teor é o seguinte:

20-001471-01



## 1 Transação

Pedido do ensaio	Ensaio de reação ao fogo para produtos de construção segundo a norma EN ISO 9239-1:2010
Data do pedido	19 de novembro de 2020
Sua referência	Candy Ren, L. Grüter
Designação do produto	Novalis Luxury Vinyl Tile Heavy Commercial 2,5 / 0,55 Artigo nº: 5424, Lote nº: 201102M
Número de amostra TFI	2002119
Data de fabricação	02 de novembro de 2020
Data do recebimento da amostra	02 de dezembro de 2020
Amostra fornecida pelo	Cliente comparar relatório de amostra
Grupo CE	Novalis Luxury Vinyl Tile
Certificado de Constância de Desempenho (CE)	1658-CPR-3443

## 2 Especificação do Produto

Superfície de uso	PVC*
Construção	heterogênea
Estrutura	granulada
Padrão	efeito tonal sem estampa
Cor da superfície de uso	bege, marrom claro (Cor nº: 5424*)
Tipo de entrega	módulos
Espessura total [mm]	2,53
Espessura da superfície de uso [mm]	0,55*
Mass total por área unitária [g/m²]	4270

\*informação do cliente

## 3 Resultados

Comportamento de queima utilizando fonte radiante de calor segundo a norma EN ISO 9239-1:2010

Direção da produção do fluxo médio de calor crítico [kW/m²]	≥ 11,0
Direção da produção cruzada do fluxo médio de calor crítico [kW/m²]	≥ 11,0
Direção da produção de densidade integrada de fumaça [% x min]	345
Direção da produção cruzada de densidade integrada de fumaça [% x min]	295

Página 2 de 3

Notified Body  
No. 1658  
  
Órgão Notificado  
Nº 1658

Testing laboratory,  
recognition and certification  
body registered by the DIN  
(Deutsches Institut für Bautechnik)  
  
Laboratório de ensaio, órgão de vistoria  
de certificação reconhecido pelo DIBt  
(Deutsches Institut für Bautechnik)

**DAKKS**  
Deutscher  
Akreditationsrat  
DIN EN ISO 9001:2015  
  
Reconhecido pelos métodos indicados  
no anexo do certificado DAKKS

**TFI Aachen GmbH**  
Charlottenburger Allee 41  
52068 Aachen - Germany  
www.tfi-aachen.de

HRB 8157 Aachen  
VAT Nº DE209411812  
Diretor Administrativo  
Dr. Eng. Bayram Aslan







**REPÚBLICA FEDERATIVA DO BRASIL**  
**ANDRÉA DE MACEDO VALÉRIO**

**Tradutora Pública Juramentada**

**Registro: 532 - J.C.P.**

Rua Padre Anchieta 2177, apto. 1202 – CEP 80.730-000 – Curitiba – Paraná – Brasil  
Telefone: 3024-1304 Celular: 98807-2708 E-mail: tradutorapublica@gmail.com  
Matricula OAB: 35054 CPF: 662.455.599-87

Tradução: 01

Documento: Relatório de Ensaio (Continuação)

Arquivo: L. 416, fls. 03

Idioma a Traduzir: Inglês

Data: 13 de outubro de 2023

**Andréa de Macedo Valério**, Intérprete Comercial e Tradutora Pública matriculada e juramentada na Meritíssima Junta Comercial do Estado do Paraná traduziu, em razão de seu ofício, o documento supracitado e escrito no idioma mencionado, cujo teor é o seguinte:

20-001471-01



Requisitos de marca segundo a classe de fogo B1-s1	cumpridos
Requisitos de limites de grupos CE de propriedades relevantes	cumpridos
Requisitos de padrão de produto de propriedades relevantes (EN ISO 10582:2012)	cumpridos
Adesão	nenhuma
Substrato segundo a norma EN 13238:2010	placa de fibrocimento

Os resultados de medições são avaliados desconsiderando-se a incerteza de medida com referência à observância aos valores de limites, exceto se de outro modo especificado pelo padrão do ensaio.

Os resultados do ensaio referem-se ao comportamento das amostras do ensaio de um produto de construção nas condições específicas do ensaio; não se destinam a ser o único critério para avaliar o risco potencial de fogo do produto de construção em uso.

Este relatório de ensaio é parte do monitoramento regular. O monitoramento regular abrange, também, o relatório anual de auditoria do órgão de inspeção sobre a avaliação do controle de produção da fábrica e da colocação de marca no produto.

#### 4 Anexos

Fotografias	F 20-001471-01
Reação ao Fogo <sup>a</sup>	RP 20-001471-01
Relatório de amostragem	

Os anexos marcados<sup>a</sup> baseiam-se em testes reconhecidos em conformidade com a norma EN ISO/IEC 17025.

Página 3 de 3

Notified Body  
No. 1658  
Órgão Notificado  
Nº 1658

Testing laboratory,  
inspection and certification  
body recognised by the DAkkS  
(Deutsches Institut für Bautechnik)  
Laboratório de ensaio, órgão de vistoria  
de certificação reconhecido pelo DAkkS  
(Deutsches Institut für Bautechnik)

DAKKS  
Deutsche  
Akkreditierungsstelle  
DIN EN ISO 17025  
Reconhecido pelos métodos indicados  
no anexo do certificado DAKKS

TFI Aachen GmbH  
Charlottenburger Allee 41  
52068 Aachen - Germany  
www.tfi-aachen.de

HRB 8157 Aachen  
VAT Nº DE209411312  
Diretor Administrativo  
Dr. Eng. Bayram Aslan







**REPÚBLICA FEDERATIVA DO BRASIL**  
**ANDRÉA DE MACEDO VALÉRIO**

**Tradutora Pública Juramentada**

**Registro: 532 - J.C.P.**

Rua Padre Anchieta 2177, apto. 1202 – CEP 80.730-000 – Curitiba – Paraná – Brasil  
Telefone: 3024-1304 Celular: 98807-2708 E-mail: tradutorapublica@gmail.com  
Matrícula OAB: 35054 CPF: 662.455.599-87

Tradução: 01

Documento: Relatório de Ensaio (Continuação) - Anexo F

Arquivo: L. 416, fls. 04

Idioma a Traduzir: Inglês

Data: 13 de outubro de 2023

**Andréa de Macedo Valério**, Intérprete Comercial e Tradutora Pública matriculada e juramentada na Meritíssima Junta Comercial do Estado do Paraná traduziu, em razão de seu ofício, o documento supracitado e escrito no idioma mencionado, cujo teor é o seguinte:

F 20-001471-01



## Anexo F - Fotografias

### 1 Transação

Designação do produto

Novalis Luxury Vinyl Tile Heavy Commercial 2,5 / 0,55

Número de amostra TFI

2002119

Período do ensaio


25 de janeiro de 2021

### 2 Método / Requisitos do Ensaio

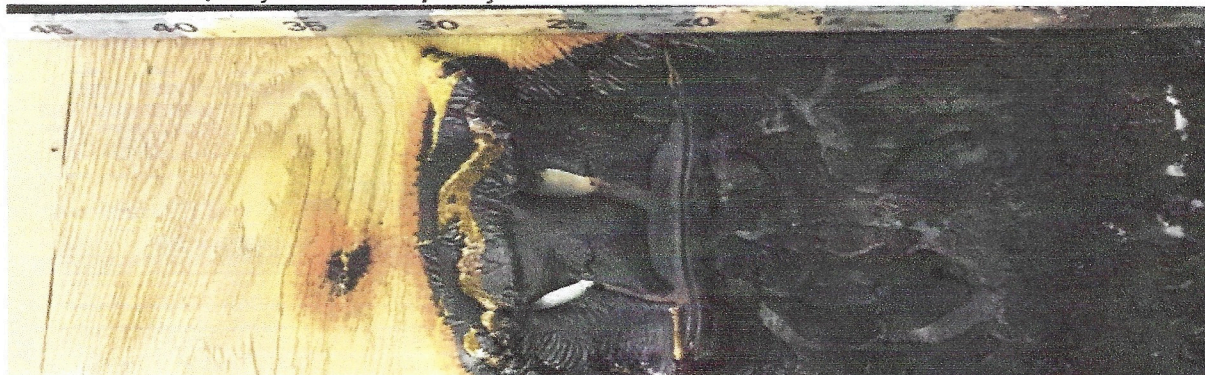
- não especificado -

### 3 Resultados

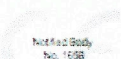
#### 3.1 Amostra 1, na direção da produção



#### 3.2 Amostra 2, direção cruzada da produção



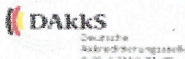
Página 1 de 1



Órgão Notificado  
Nº 1658

Testing laboratory,  
inspector and certification  
body, recognized by the DIBt  
(Deutsches Institut für Bautechnik)

Laboratório de ensaio, órgão de vistoria  
de certificação reconhecido pelo DIBt  
(Deutsches Institut für Bautechnik)



Reconhecido pelos métodos indicados no  
anexo do certificado DAKKS

**TFI Aachen GmbH**  
Charlottenburger Allee 41  
52068 Aachen - Germany  
[www.tfi-aachen.de](http://www.tfi-aachen.de)

HRB 8157 Aachen  
VAT N° DE209411312  
Diretor Administrativo  
Dr. Eng. Bayram Aslan







# REPÚBLICA FEDERATIVA DO BRASIL ANDRÉA DE MACEDO VALÉRIO

Tradutora Pública Juramentada

Registro: 532 - J.C.P.

Rua Padre Anchieta 2177, apto. 1202 – CEP 80.730-000 – Curitiba – Paraná – Brasil  
Telefone: 3024-1304 Celular: 98807-2708 E-mail: tradutorapublica@gmail.com  
Matrícula OAB: 35054 CPF: 662.455.599-87

Tradução: 01

Documento: Relatório de Ensaio (Continuação) - Anexo RP

Arquivo: L. 416, fls. 05

Idioma a Traduzir: Inglês

Data: 13 de outubro de 2023

**Andréa de Macedo Valério**, Intérprete Comercial e Tradutora Pública matriculada e juramentada na Meritíssima Junta Comercial do Estado do Paraná traduziu, em razão de seu ofício, o documento supracitado e escrito no idioma mencionado, cujo teor é o seguinte:

RP 20-001471-01



## Anexo RP - Reação ao Fogo

### 1 Transação

Designação do produto	Novalis Luxury Vinyl Tile Heavy Commercial 2,5 / 0,55
Número de amostra TFI	2002119
Período do ensaio	25 de janeiro de 2021


### 2 Método / Requisitos do Ensaio

EN ISO 9239-1:2010 Parte 1	Determinação do comportamento de queima usando fonte radiante de calor
Substrato segundo EN 13238: 2010	Placa de fibrocimento
Adesão	- nenhuma -
Encaixe segundo EN ISO 9239-1:2010	Não
Condicionamento	Condicionamento segundo EN 13238:2010
Desvio	<ul style="list-style-type: none"><li>Número reduzido de amostras (1 na direção da produção, 1 na direção cruzada da produção)</li></ul>

### 3 Resultados


comparar página 2-3

Página 1 de 3



Testing laboratory,  
inspection and certification  
body registered by the DAkkS  
(Deutsches Institut für Bautechnik)

Laboratório de ensaio, órgão de vistoria  
de certificação reconhecido pelo DIBt  
(Deutsches Institut für Bautechnik)



Reconhecido pelos métodos indicados  
no anexo do certificado DAkkS

TFI Aachen GmbH  
Charlottenburger Allee 41  
52068 Aachen - Germany  
www.tfi-aachen.de

HRB 8157 Aachen  
VAT N° DE209411312  
Diretor Administrativo  
Dr. Eng. Bayram Aslan







REPÚBLICA FEDERATIVA DO BRASIL  
ANDRÉA DE MACEDO VALÉRIO

Tradutora Pública Juramentada

Registro: 532 - J.C.P.

Rua Padre Anchieta 2177, apto. 1202 - CEP 80.730-000 - Curitiba - Paraná - Brasil  
Telefone: 3024-1304 Celular: 98807-2708 E-mail: tradutorapublica@gmail.com  
Matrícula OAB: 35054 CPF: 662.455.599-87

Tradução: 01

Documento: Relatório de Ensaio (Continuação) - Anexo RP

Arquivo: L. 416, fls. 06

Idioma a Traduzir: Inglês

Data: 13 de outubro de 2023

Andréa de Macedo Valério, Intérprete Comercial e Tradutora Pública matriculada e juramentada na Meritíssima Junta Comercial do Estado do Paraná traduziu, em razão de seu ofício, o documento supracitado e escrito no idioma mencionado, cujo teor é o seguinte:

RP 20-001471-01 (Página 2 de 3)



Anexo RP - Comportamento de queima

Designação da amostra

2002119

Amostra

Amostra Nº:

1

Direção:

na direção da produção

Observação

derretido/chamuscado durante a pré-irradiação até

0 mm

curvado/contraído a partir da área da chama piloto até

0 mm

penetração de chama através do substrato

-

chama transitória

-

formação de bolhas

x

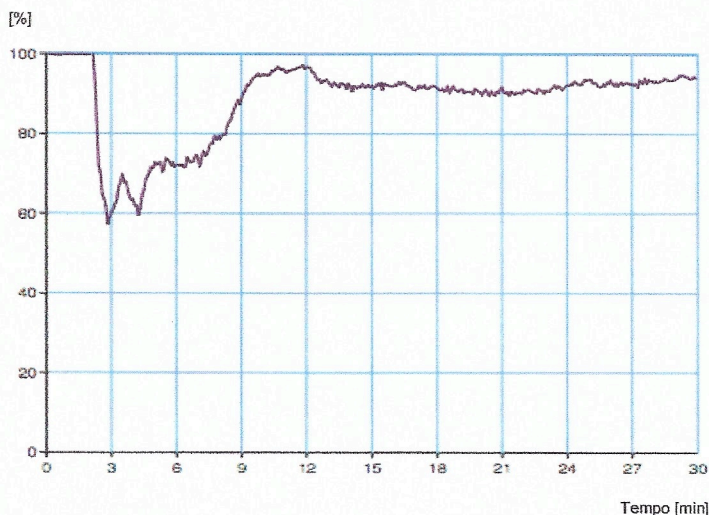
brilhando, após a chama ter se extinguido

-

Resultados

Densidade da fumaça

Posição [mm]	Tempo [min:s]	Fluxo de Calor [kW/m <sup>2</sup> ]
50	03:03	11,90
100	-	-
150	-	-
200	-	-
250	-	-
300	-	-
350	-	-
400	-	-
450	-	-
500	-	-
550	-	-
600	-	-
650	-	-
700	-	-
750	-	-
800	-	-
850	-	-
900	-	-
950	-	-
1000	-	-



Tempo [min:s]	Posição [mm]	Fluxo de Calor [kW/m <sup>2</sup> ]
10:00	94	11,20
20:00	94	11,20
30:00	94	11,20

FCC [kW/m <sup>2</sup> ]	>= 11
FC_30 [kW/m <sup>2</sup> ]	11,20
Densidade integral de fumaça [% *min]	344,5
Chama extinta após [min:s]	12:00
distância queimada máx. [mm]	94
redução máxima da luz [%]	42,8







REPÚBLICA FEDERATIVA DO BRASIL  
ANDRÉA DE MACEDO VALÉRIO

Tradutora Pública Juramentada

Registro: 532 - J.C.P.

Rua Padre Anchieta 2177, apto. 1202 - CEP 80.730-000 - Curitiba - Paraná - Brasil  
Telefone: 3024-1304 Celular: 98807-2708 E-mail: tradutorapublica@gmail.com  
Matrícula OAB: 35054 CPF: 662.455.599-87

Tradução: 01

Documento: Relatório de Ensaio (Continuação) - Anexo RP

Arquivo: L. 416, fls. 07

Idioma a Traduzir: Inglês

Data: 13 de outubro de 2023

Andréa de Macedo Valério, Intérprete Comercial e Tradutora Pública matriculada e juramentada na Meritíssima Junta Comercial do Estado do Paraná traduziu, em razão de seu ofício, o documento supracitado e escrito no idioma mencionado, cujo teor é o seguinte:

RP 20-001471-01 (Página 3 de 3)



Anexo RP - Comportamento de queima

Designação da amostra

2002119

Amostra

Amostra N°:

1

Direção:

direção cruzada à produção

Observação

derretido/chamuscado durante a pré-radiação até  
curvado/contraído a partir da área da chama piloto até  
penetração de chama através do substrato  
chama transitória  
formação de bolhas  
brilhando, após a chama ter se extinguido

0 mm

0 mm

-

-

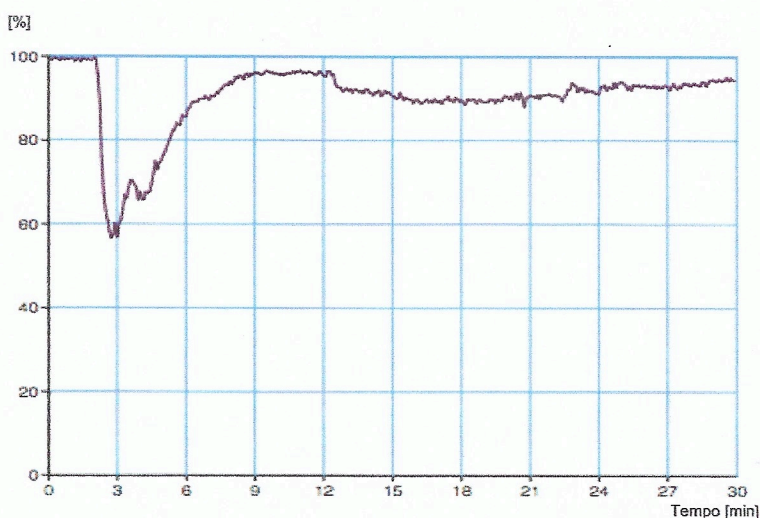
x

-

Resultados

Densidade da fumaça

Posição [mm]	Tempo [min:s]	Fluxo de Calor [kW/m <sup>2</sup> ]
50	03:37	11,90
100	-	-
150	-	-
200	-	-
250	-	-
300	-	-
350	-	-
400	-	-
450	-	-
500	-	-
550	-	-
600	-	-
650	-	-
700	-	-
750	-	-
800	-	-
850	-	-
900	-	-
950	-	-
1000	-	-



Tempo	Posição	Fluxo de Calor		
[min:s]	[mm]	[kW/m <sup>2</sup> ]		
10:00	95	11,18	distância queimada máx. [mm]	95
20:00	95	11,18	redução máxima da luz [%]	43,3
30:00	95	11,18		







REPÚBLICA FEDERATIVA DO BRASIL  
ANDRÉA DE MACEDO VALÉRIO

Tradutora Pública Juramentada

Registro: 532 - J.C.P.

Rua Padre Anchieta 2177, apto. 1202 - CEP 80.730-000 - Curitiba - Paraná - Brasil  
Telefone: 3024-1304 Celular: 98807-2708 E-mail: tradutorapublica@gmail.com  
Matrícula OAB: 35054 CPF: 662.455.599-87

Tradução: 01

Documento: Relatório de Ensaio (Continuação) - Relatório de Amostragem

Arquivo: L. 416, fls. 08

Idioma a Traduzir: Inglês

Data: 13 de outubro de 2023

Andréa de Macedo Valério, Intérprete Comercial e Tradutora Pública matriculada e juramentada na Meritíssima Junta Comercial do Estado do Paraná traduziu, em razão de seu ofício, o documento supracitado e escrito no idioma mencionado, cujo teor é o seguinte:



Relatório de Amostragem para revestimentos de piso segundo a norma EN14041/14342 (Pedido Nº 20-000992)

Laboratório de testagem:	TFI Aachen GmbH		
Coletor da amostra: (Organização e nome da pessoa)	Candy Ren		
Fabricante / Contratante:	Novalis International Ltd.		
Local da amostragem (fábrica):	63, Guangyuan Rd, Dantu, Zhenjiang, China		
Nome do produto:	Luxury Vinyl Tile Heavy Commercial 2,5 / 0,55	Número do artigo:	5424
Alcance do grupo/produto:	<input checked="" type="checkbox"/> CE: 1658-CPR-3443 <input type="checkbox"/> DIBt: <input checked="" type="checkbox"/> TÜV-Interior: 70 710 6478-2	Tipo de amostra:	<input type="checkbox"/> piao têxtil <input checked="" type="checkbox"/> piso resiliente <input type="checkbox"/> laminado <input type="checkbox"/> piso de madeira <input type="checkbox"/> superfície para esportes
Lote nº:	201102M	Data de produção do lote:	02/11/2020
Data e horário de amostragem:	11/19		
Amostra retirada de:	<input type="checkbox"/> produção <input checked="" type="checkbox"/> estoque <input type="checkbox"/> amostra retida	Modo de armazenagem:	<input type="checkbox"/> exposto <input checked="" type="checkbox"/> embalado
Local de armazenagem:	Zhenjiang	Material de embalagem:	papel alumínio
Tamanho da amostra:	228,60 x 1219,20 mm		
Observações específicas:	<input type="checkbox"/> tomada como amostra de retenção segundo instruções MWV TB (Possíveis impactos negativos causados por emissões no local de amostragem, problemas, perguntas, etc.) <input type="checkbox"/> empilhadeira a gás <input type="checkbox"/> ensaio de monitoramento baseado em princípios de aprovação		
Ensaio planejado:	<input checked="" type="checkbox"/> características de construção <input type="checkbox"/> determinação da classe de fogo (RP) <input type="checkbox"/> teste de emissão (teste do tipo inicial) <input checked="" type="checkbox"/> Monitoramento de Emissão Interior-TÜV <input type="checkbox"/> Monitoramento de Qualidade Interior-TÜV <input type="checkbox"/> formaldeído <input checked="" type="checkbox"/> número red. de amostras RP <input type="checkbox"/> testagem de emissões (Monitoramento) <input type="checkbox"/> Padrão <input type="checkbox"/> Premium <input type="checkbox"/> PCP <input type="checkbox"/> Ensaio Queimador Pequeno Critérios de Alocação V1.2		
Classe de fogo:	Bfl-s1	<input checked="" type="checkbox"/> não colado	<input type="checkbox"/> colado com:
<input type="checkbox"/> A folha de dados técnicos será submetida à TFI em 3 dias	<input checked="" type="checkbox"/> A folha de dados técnicos está anexada.		

Os signatários confirmam a precisão das informações acima. A amostra foi selecionada manualmente e embalada segundo as instruções de amostragem.

(assinatura constante)

Assinatura da pessoa responsável pela amostra

(Vorlage 303 - Rev. 4 vom 08.03.2018)

Tested body  
No. 1058

Testing laboratory  
inspection and certification  
body registered to the DIBt  
(Deutsches Institut für Bautechnik)

DAKES  
Deutsches  
Institut für  
Bautechnik  
No. 1058

(assinatura constante)

Assinatura da companhia

TFI Aachen GmbH  
Charlottenburger Allee 41  
52068 Aachen - Germany  
Tel: +49 241 9679 00  
www.tfi-aachen.de

POR SER ESTA A TRADUÇÃO DO DOCUMENTO ORIGINAL,  
AQUI ASSINO COM FÉ PÚBLICA, INERENTE AO MEU OFÍCIO.

Andréa de Macedo Valério

Andréa de Macedo Valério  
Tradutora Pública Juramentada







# REPÚBLICA FEDERATIVA DO BRASIL

## ANDRÉA DE MACEDO VALÉRIO

Tradutora Pública Juramentada

Registro: 532 - J.C.P.

Rua Padre Anchieta 2177, apto. 1202 - CEP 80.730-000 - Curitiba - Paraná - Brasil  
Telefone: 3024-1304 Celular: 98807-2708 E-mail: tradutorapublica@gmail.com  
Matrícula OAB: 35054 CPF: 662.455.599-87

Tradução: 05

Documento: Relatório de Ensaio

Arquivo: L. 416, fls. 25

Idioma a Traduzir: Inglês

Data: 13 de outubro de 2023

**Andréa de Macedo Valério**, Intérprete Comercial e Tradutora Pública matriculada e juramentada na Meritíssima Junta Comercial do Estado do Paraná traduziu, em razão de seu ofício, o documento supracitado e escrito no idioma mencionado, cujo teor é o seguinte:



Professional Testing Laboratory Inc.

### RELATÓRIO DE ENSAIO

DATA: 22-05-2019

Página 1 de 1

NÚMERO DO TESTE: 0256616

CLIENTE	Novalis International - NC
MÉTODO DO ENSAIO REALIZADO	ASTM E662 - Método de Ensaio Padrão de Densidade de Fumaça (Com Chama) Gerada por Materiais Sólidos, também referenciado como NFPA 258



DESCRIÇÃO DA AMOSTRA DO ENSAIO	
IDENTIFICAÇÃO	Novalis CN LVT 2,5mm (1X)
COR	NSP404
NÚMERO DO LOTE	181203C
CONSTRUÇÃO	PVC Vinil
FUNDO	PVC Vinil
REFERÊNCIA	Novalis CN LVT 2,5mm (1X)

#### PRINCÍPIO GERAL


Este procedimento destina-se a medir a densidade óptica específica de fumaça gerada pela amostra do ensaio dentro de uma câmara fechada. Cada amostra é exposta a uma fonte aquecida de energia radiante posicionada para proporcionar um nível constante de irradiação de 2,5 watts/cm quadrado sobre a superfície da amostra. As medições são registradas através de um sistema fotométrico empregando um feixe vertical de luz e um fotodetector posicionado para detectar a atenuação da transmissão de luz causada pelo acúmulo de fumaça dentro da câmara. As medições de transmissão de luz são utilizadas para calcular a densidade óptica específica, um valor quantitativo que pode ser fatorado para estimar o potencial de fumaça de materiais. Duas condições de queima podem ser simuladas pelo aparelho de ensaio. O aquecimento radiante na ausência de ignição é referido como Modo Sem Chama. Uma combustão flamejante na presença de radiação de suporte constitui o Modo Com Chama.

CONDIÇÕES			
PRÉ-SECAGEM DA AMOSTRA DE ENSAIO	24 Horas a 140° F		
CONDICIONAMENTO DA AMOSTRA	24 Horas a 70° F e Umidade Relativa de 50%		
CONDIÇÃO DE ENSAIO	Conforme Recebido		
VOLTAGEM DA CALDEIRA DE CALEFAÇÃO	118 V	IRRADIAÇÃO	2,5 watts/cm <sup>2</sup>
TEMPERATURA DA CÂMARA	95° F	PRESSÃO NA CÂMARA	3" H <sub>2</sub> O
MODO DO ENSAIO	Com Chama		

DENSIDADE MÁXIMA CORRIGIDA (Dmc) MÉDIA	COM CHAMA		293
DENSIDADE ÓPTICA ESPECÍFICA MÉDIA AOS 4,0 MINUTOS			297
	Amostra 1	Amostra 2	Amostra 3
Densidade Máxima (Dm)	326,0	316,0	341,0
Tempo até Dm (minutos)	4,5	4,5	5,0
Feixe Claro (Dc)	36,0	30,0	39,0
Densidade Máxima Corr. (Dmc)	290,0	286,0	302,0
Densidade aos 1,5 minutos	165,0	164,0	175,0
Densidade aos 4,0 minutos	297,0	289,0	306,0
Tempo para Dm 90% (minutos)	3,0	3,0	3,0
Peso da Amostra (gramas)	24,2	25,2	24,9

\* Esta amostra está APROVADA para requisitos de até 450.

APROVADO POR: (assinatura constante)



Este local é reconhecido pelo Programa Nacional Voluntário de Reconhecimento de Laboratórios para o escopo específico de reconhecimento sob o Código de Laboratório 100297. Este reconhecimento não constitui endosso, certificação ou aprovação pelo NIST ou qualquer agência do Governo dos Estados Unidos para o produto testado. Este relatório é fornecido para uso exclusivo do cliente a quem se destina. Pode ser utilizado em sua totalidade para gerar aceitação do produto de autoridades devidamente constituídas. Este relatório aplica-se apenas às amostras testadas e não é, necessariamente, indicativo de produtos aparentemente idênticos ou similares. Este relatório ou o nome Professional Testing Laboratory, Inc. não poderão ser utilizados em nenhuma circunstância para publicidade ao público em geral.

714 Glenwood Place

Dalton, GA 30721

706-226-3283

Fax: 706-226-6787

protest@optilink.us

POR SER ESTA A TRADUÇÃO DO DOCUMENTO ORIGINAL, AQUI ASSINO COM FÉ PÚBLICA, INERENTE AO MEU OFÍCIO.

Andréa de Macedo Valério  
Tradutora Pública Juramentada





## ENVIRONMENTAL PRODUCT DECLARATION

# NOVALIS

# GLUE DOWN LVT, CLIC LVT, AND LOOSE LAY LVT

NOVALIS INNOVATIVE FLOORING



NOVALIS GLUE DOWN LVT, CLIC LVT, AND LOOSE LAY LVT

**NOVALIS®**  
INNOVATIVE FLOORING

Novalis Innovative Flooring began making Luxury Vinyl Tile (LVT) in 1984. Novalis flooring is now sold in over 50 countries across six continents.

The products of Novalis® run the gamut of styles, installation methods and applications, including residential, commercial, hospitality, education, healthcare, retail, and more.

Since the very beginning, Novalis® has led the LVT industry in the adoption of the highest manufacturing standards and sustainable practices to ensure a quality flooring product that is kind to the environment — both indoors and outdoors.

Novalis® brings outstanding quality in its aesthetic design and manufacturing for the commercial market. This attention to quality also extends to its care for the environment, bringing green processes, standards and environmental protection into its category-leading sustainability program.

For more information visit:

[www.novalisinnovativeflooring.com](http://www.novalisinnovativeflooring.com)

or contact:

[nicole.granath@novalis-intl.com](mailto:nicole.granath@novalis-intl.com)







# ENVIRONMENTAL PRODUCT DECLARATION



**NOVALIS**  
GLUE DOWN LVT, CLIC LVT, AND LOOSE LAY LVT

According to ISO 14025,  
EN 15804, and ISO 21930:2017

EPD PROGRAM AND PROGRAM OPERATOR NAME, ADDRESS, LOGO, AND WEBSITE	UL Environment 333 Pfingsten Road Northbrook, IL 60611 <a href="https://www.ul.com/">https://www.ul.com/</a> <a href="https://spot.ul.com">https://spot.ul.com</a>
GENERAL PROGRAM INSTRUCTIONS AND VERSION NUMBER	General Program Instructions v.2.1 April 2017
MANUFACTURER NAME AND ADDRESS	Decoria Materials (JiangSu) Co.,Ltd. No.63, GuangYuan Road, Dantu Industrial Park, Zhenjiang, JiangSu Province, P.R. China
DECLARATION NUMBER	4789201527.101.1
DECLARED PRODUCT & FUNCTIONAL UNIT OR DECLARED UNIT	Novalis Glue Down LVT, Clic LVT, and Loose Lay LVT; 1 m <sup>2</sup>
REFERENCE PCR AND VERSION NUMBER	Product Category Rules for Building-Related Products and Services Part A: Life Cycle Assessment Calculation Rules and Report Requirements, <i>Standard 10010, Version 3.2</i> Part B: Flooring EPD Requirements, <i>UL 10010-7, Version 2.0</i>
DESCRIPTION OF PRODUCT APPLICATION/USE	LVT for commercial and residential spaces
PRODUCT RSL DESCRIPTION	Commercial: 10 Years Residential: 25 Years
MARKETS OF APPLICABILITY	Global; EN; North America
DATE OF ISSUE	January 1, 2020
PERIOD OF VALIDITY	5 Years
EPD TYPE	Product-Specific
RANGE OF DATASET VARIABILITY	N/A
EPD SCOPE	Cradle-to-grave
YEAR(S) OF REPORTED PRIMARY DATA	July 2018 – June 2019
LCA SOFTWARE & VERSION NUMBER	SimaPro 9
LCI DATABASE(S) & VERSION NUMBER	Ecoinvent 3, Ecoinvent 3- CN, USLCI, ELCD
LCIA METHODOLOGY & VERSION NUMBER	CML-IA (baseline) & TRACI

This PCR review was conducted by:	UL Environment
	PCR Review Panel
	<a href="mailto:epd@ulenvironment.com">epd@ulenvironment.com</a>
This declaration was independently verified in accordance with ISO 14025: 2006. <input type="checkbox"/> INTERNAL <input checked="" type="checkbox"/> EXTERNAL	
	Grant R. Martin, UL Environment
This life cycle assessment was independently verified in accordance with ISO 14044 and the reference PCR by:	
	Thomas Gloria, Industrial Ecology Consultants

## LIMITATIONS

**Exclusions:** EPDs do not indicate that any environmental or social performance benchmarks are met, and there may be impacts that they do not encompass. LCAs do not typically address the site-specific environmental impacts of raw material extraction, nor are they meant to assess human health toxicity. EPDs can complement but cannot replace tools and certifications that are designed to address these impacts and/or set performance thresholds – e.g. Type 1 certifications, health assessments and declarations, environmental impact assessments, etc.

**Accuracy of Results:** EPDs regularly rely on estimations of impacts; the level of accuracy in estimation of effect differs for any particular product line and reported impact.

**Comparability:** EPDs from different programs may not be comparable. Full conformance with a PCR allows EPD comparability only when all stages of a life cycle have been considered. However, variations and deviations are possible. Example of variations: Different LCA software and background LCI datasets may lead to differences results for upstream or downstream of the life cycle stages declared.



## 1. Product Definition and Information

### 1.1 Description of Company/Organization

As the owner of AVA® commercial LVT, NovaFloor LVT, and other brands, Novalis is one of the largest producers of Luxury Vinyl Tile (LVT) flooring in the world. Novalis was established in 1984 and distributes its LVT flooring in over 50 countries across six continents. Novalis is a member of the North American Association of Floor Covering Distributors (NAFCD), the Resilient Floor Covering Institute (RFCI), World Floor Covering Association (WFCA), Multilayer Modular Flooring Association (MMFA), Multilayer Flooring (MLF), U.S. Green Building Council (USGBC), and International WELL Building Institute (IWBI). The Vision of the company encompasses three essential characteristics:

- **Art**  
By offering rich, authentic reproductions of wood, stone, and other designs in striking, eye-catching patterns and giving the ability to combine these colors and textures to create imaginative, inspiring spaces.
- **Quality**  
By increasing investment in research and development to bring the latest in LVT product performance to the flooring market while offering industry-leading product guarantees.
- **Nature**  
By conserving energy and resources while reducing the carbon footprint of the products and operations. Novalis recognizes the utmost importance of considering environmental impacts in the design and production of all its flooring products.

The Novalis factory has been awarded certificates for compliance with the following standards:

- ISO 9001:2015 - Quality Management System
- ISO 14001:2015 - Environmental Management System
- OHSAS 18001:2007 - Occupational Health and Safety Management System

### 1.2 Product Description

#### 1.2.1 Product Identification

Novalis Glue Down LVT, Clic LVT, and Loose Lay LVT flooring is waterproof and has strong scratch- and stain-resistance, making it a perfect selection for varied residential and commercial applications where style, comfort and performance are always in demand. This declaration covers the three types of LVT flooring below that provide a wide range of flooring options for various applications.

- Glue Down LVT (GD)
- Clic LVT (Clic)
- Loose Lay LVT (LLT)

#### 1.2.2 Product Specification

Novalis Glue Down LVT, Clic LVT, and Loose Lay LVT feature a wide range of beautiful flooring options for many applications. Novalis Glue Down LVT, Clic LVT, and Loose Lay LVT products have excellent stain-, scratch-, and dent-resistance. They are constructed with a durable wear layer and proprietary AMP (Aminomethyl Propanol) polyurethane



## ENVIRONMENTAL PRODUCT DECLARATION



### NOVALIS

GLUE DOWN LVT, CLIC LVT, AND LOOSE LAY LVT

According to ISO 14025,  
EN 15804 and ISO 21930:2017

coating, making it an ideal flooring product for multi-family units, condominiums, corporate offices and a variety of other residential and light commercial environments.

**Glue Down LVT:** The perfect long-term flooring solution for heavy traffic areas including areas with heavy rolling loads. With a variety of applications, the glue down system is used in virtually all commercial sectors.

**Clic LVT:** The latest generation of mechanically locked together vinyl floating flooring. Clic's unique drop-lock mechanism allows for quick and easy installation. The Clic system is a simple yet secure fold down locking system. Soft underfoot, less permanent than Glue Down but a more fixed installation than Loose Lay, which makes it the ideal flooring system for many applications.

**Loose Lay LVT:** Simple and easy to install, removable and replaceable. Loose Lay is reinforced with a layer of fiberglass to improve long-term stability and performance. It allows the flooring to be installed without any adhesive or mechanical locking system. The Loose Lay construction is the flooring choice for raised-access applications as well as fast-track and temporary installations.

The following figure shows the construction of the above three LVT products. Loose Lay tiles have two more layers than Glue Down tiles.

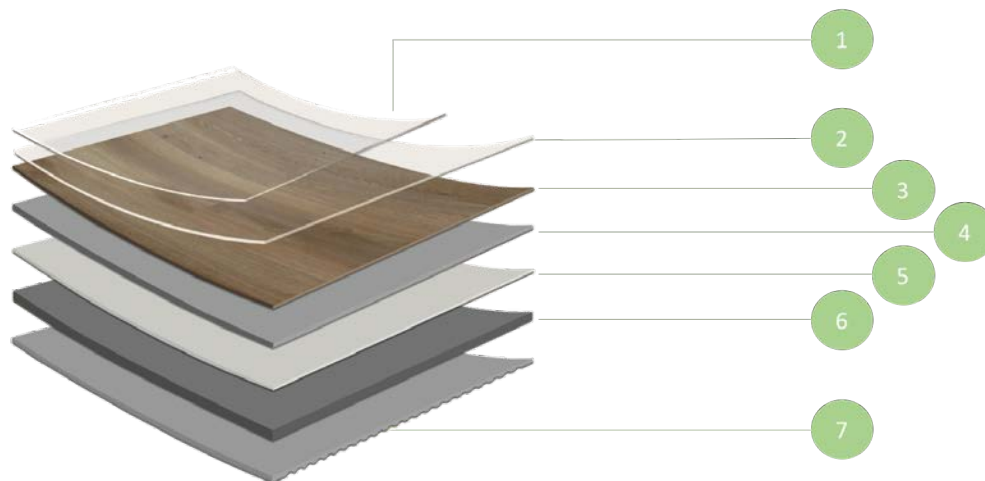


Figure 1. Construction of Novalis Glue Down LVT, Clic LVT, and Loose Lay LVT

1. **AMP coating:** Coating that increases scratch- and scuff-resistance, has excellent stain- and fade-resistance properties, is easy to maintain, and eliminates the need for wax
2. **Transparent Wear Layer:** Extremely durable wear layer that gives the flooring its long use life
3. **Printed Wear Layer:** Design layer that gives the floor its unique pattern and color
4. **Middle Layer:** High-performance vinyl layer that gives the product extra stability and durability
5. **Glass Fiber Layer (for Loose Lay and Clic only):** Minimizes the expansion and contraction of the product under extreme temperatures
6. **Base Layer:** Vinyl layer produced with a soybean oil plasticizer, highly resistant to pressure
7. **Anti-Skid Layer (for Loose Lay only):** Allows product to be installed without adhesive and to be easily removed and replaced



# ENVIRONMENTAL PRODUCT DECLARATION



**NOVALIS**  
GLUE DOWN LVT, CLIC LVT, AND LOOSE LAY LVT

According to ISO 14025,  
EN 15804 and ISO 21930:2017

**Table 1. Technical Specifications of Novalis Glue Down LVT, Clic LVT, and Loose Lay LVT**

STANDARDS	RESULTS
ASTM F1700 - SOLID VINYL TILE	CLASS III, TYPE B
ASTM F1914 - RESIDUAL INDENTATION	PASSES, <10%
ASTM F137 - FLEXIBILITY	PASSES, 25.4MM MANDREL
ASTM F2199 - DIMENSIONAL STABILITY	PASSES, <0.020 IN. PER LIN. FT
ASTM F925 - CHEMICAL RESISTANCE	PASSES
ASTM F1514 - HEAT COLOR STABILITY	PASSES, < Δ8E
ASTM F1515 - LIGHT COLOR STABILITY	PASSES, < Δ8E
ASTM F970 - STATIC LOAD LIMIT	PASSES, 250 LBS.
ASTM F970 - MODIFIED FOR MAX WEIGHT	1,200 LBS.
ASTM E648 (NFPA 253) - CRITICAL RADIANT FLUX	CLASS I, >0.45 W/cm <sup>2</sup>
ASTM E662 (NFPA 258) - SMOKE DENSITY	PASSES, <450
ASTM D2047 - SLIP RESISTANCE	>0.6 (DRY)
CHPS / CA SECTION 01350	COMPLIANT

## 1.2.3 Product-Specific EPD

This declaration covers three types of LVT flooring products: Glue Down, Clic, and Loose Lay. Each type has several specifications with various tile and wear layer thicknesses. The “Glue Down 2.5(0.55)”, “Clic 5.0(0.55)”, and “Loose Lay 5.0(0.55)” specifications are the representative specifications because they have the highest annual production quantity. 2.5(0.55) means the thickness of the product is 2.5 mm and the thickness of its wear layer is 0.55 mm. In the Life-Cycle Assessment (LCA) study, each specification was analyzed, and the LCA results were presented separately. However, only the LCA results of the representative specification for each type are presented in this declaration.

While allocating energy and material usage within the production site, allocations were carried out based on either the average annual mass or average annual surface area produced.

## 1.3 Application

The products covered in this declaration are for use in corporate offices, retail spaces, residential spaces, hospitality, and a variety of other commercial environments.

## 1.4 Declaration of Methodological Framework

In this project, a full LCA approach was considered with some simplification on data modeling using generic data for most background systems. The EPD analysis uses a cradle-to-grave system boundary. No known flows are deliberately excluded from this EPD.

To calculate the LCA results for the product maintenance stage, a 10- or 25-year reference service life (RSL) was assumed for the declared products. LVT tiles with wear layers no thinner than 0.55mm will be used for commercial purposes with a RSL of 10 years and the rest will be considered for residential use with a RSL of 25 years.

Additional details on assumptions, cut-offs and allocation procedures can be found in section 2.4, 2.5, and 2.9, respectively.





# ENVIRONMENTAL PRODUCT DECLARATION



**NOVALIS**  
GLUE DOWN LVT, CLIC LVT, AND LOOSE LAY LVT

According to ISO 14025,  
EN 15804 and ISO 21930:2017

## 1.5 Technical Requirements

Novalis Glue Down LVT, Clic LVT, and Loose Lay LVT products offer a wide range of beautiful flooring options in various specifications for many applications. Therefore, the following technical data provides a range of values for each parameter.

Table 2. Technical Data for Novalis Glue Down LVT

Name		Average Value		Min Value	Max Value	Unit
PRODUCT THICKNESS		-		2.0	5.0	MM
WEAR LAYER THICKNESS (WHERE APPLICABLE)		-		0.1	0.5	MM
PRODUCT WEIGHT		-		3950.0	8960.0	G/M <sup>2</sup>
PRODUCT FORM	ROLLS	WIDTH	-	-	-	MM
		LENGTH	-	-	-	M
	TILES	-		228.6 x 228.6	1000 x 1000	MM
	PLANKS	-		101.6 x 406.4	241.3 x 1516.9	MM

Table 3. Technical Data for Novalis Clic LVT

Name		Average Value		Min Value	Max Value	Unit
PRODUCT THICKNESS		-		3.2	5.0	MM
WEAR LAYER THICKNESS (WHERE APPLICABLE)		-		0.1	0.7	MM
PRODUCT WEIGHT		-		6250.0	8810.0	G/M <sup>2</sup>
PRODUCT FORM	ROLLS	WIDTH	-	-	-	MM
		LENGTH	-	-	-	M
	TILES	-		339.0 x 339.0	450.6 x 907.8	MM
	PLANKS	-		94.2 x 907.0	222.0 x 1510.0	MM

Table 4. Technical Data for Novalis Loose Lay LVT

Name		Average Value		Min Value	Max Value	Unit
PRODUCT THICKNESS		-		5.0	5.0	MM
WEAR LAYER THICKNESS (WHERE APPLICABLE)		-		0.5	0.7	MM
PRODUCT WEIGHT		-		9050.0	8800.0	G/M <sup>2</sup>
PRODUCT FORM	ROLLS	WIDTH	-	-	-	MM
		LENGTH	-	-	-	M
	TILES	-		457.2 x 457.2	1000 x 1000	MM
	PLANKS	-		177.8 x 1219.2	241.3 x 1517.0	MM





# ENVIRONMENTAL PRODUCT DECLARATION



**NOVALIS**  
GLUE DOWN LVT, CLIC LVT, AND LOOSE LAY LVT

According to ISO 14025,  
EN 15804 and ISO 21930:2017

## 1.6 Placing on the Market / Application Rules

Novalis transparently declares the composition and environmental impact of Novalis Glue Down LVT, Clic LVT, and Loose Lay LVT products with a Health Product Declaration (HPD), Declare® label, and Environmental Product Declaration (EPD). In addition, Novalis Glue Down LVT, Clic LVT, and Loose Lay LVT products are 100% recyclable, have the technical specifications shown in Table 1, and meet the criteria of the following certifications and standards:

- GREENGUARD Gold
- Indoor Advantage™ Gold
- FloorScore®
- REACH
- California Proposition 65

## 1.7 Material Composition

Table 5. Material Composition of Novalis Glue Down LVT and Clic LVT

COMPONENT	MATERIALS	GLUE DOWN	CLIC
Substrate - Plasticizer	(Bio) Plasticizer + DOTP	5.96% - 10.16%	6.32% - 7.35%
Substrate	CaCO <sub>3</sub>	15.23% - 68.74%	59.42% - 68.52%
Substrate	Polyvinyl Chloride (PVC)	17.77% - 36.87%	18.57% - 21.72%
Substrate	Epoxized Soybean Oil	0.89% - 1.37%	0.93% - 1.09%
Substrate	Calcium Stearate	0.29% - 0.55%	0.30% - 0.39%
Substrate	Zinc Stearate	0.22% - 0.44%	0.23% - 0.31%
Substrate	Carbon Black	0.05% - 0.16%	0.11% - 0.16%
Substrate	Mg(OH) <sub>2</sub>	0 - 8.05%	0
Wear layer	Polyvinyl Chloride (PVC)	1.50% - 24.49%	1.50% - 9.22%
UV coating	Urethane Acrylates	0.33% - 0.77%	0.39% - 0.48%
Film	TiO <sub>2</sub>	1.12% - 2.56%	1.14% - 1.60%

Table 6. Material Composition of Novalis Loose Lay LVT

COMPONENT	MATERIALS	LOOSE LAY
Substrate	CaCO <sub>3</sub>	55.65% - 56.81%
Substrate	Polyvinyl Chloride (PVC)	23.03% - 26.56%
Substrate - Plasticizer	DOTP	1.84% - 2.01%
Substrate - Plasticizer	(Bio) Plasticizer - N1	7.31% - 9.12%
Substrate	Epoxized Soybean Oil	0.93% - 1.08%
Substrate	Ca-Zn Stabilizer	0.61% - 0.85%
Pigment	Carbon Black	0.10%
Substrate	Mg(OH) <sub>2</sub>	1.82% - 1.96%
Carbon film	PVC S1000	2.48% - 2.56%
Carbon film	UN 488 Plasticizer	1.66% - 1.70%
Carbon film	Carbon Stearate	0.04%
Carbon film	Zinc Stearate	0.03%
Carbon film	Sb <sub>2</sub> O <sub>3</sub>	0.05%
UV coating	Urethane Acrylates	0.19% - 0.22%
Film	TiO <sub>2</sub>	0.05%
Veil	Glass fiber	0.38% - 1.23%





The main raw materials used to produce Novalis Glue Down LVT, Clic LVT, and Loose Lay LVT are polyvinyl chloride (PVC) resins and calcium carbonate ( $\text{CaCO}_3$ ). In addition, a plasticizer, stabilizer, pigment, lubricant and other materials are used. Compared to the other two types, Loose Lay LVT requires more material types to produce the extra glass fiber and anti-skid layer. As each type of LVT has a number of specifications, the component percentages are therefore presented with a range of values.

## 1.8 Manufacturing

The manufacturing process of Novalis Glue Down LVT, Clic LVT, and Loose Lay LVT includes preparing the base layer, undergoing lamination, coating with a UV layer, gluing, cutting, profiling, and packaging.

The main raw materials used to produce Novalis Glue Down LVT, Clic LVT, and Loose Lay LVT are polyvinyl chloride (PVC) resins and calcium carbonate ( $\text{CaCO}_3$ ). During the production of the PVC base layer, these two materials are mixed with a plasticizer, stabilizer, and other materials. Once the compound is ready, a series of heated rollers are used to squeeze the compound into a continuous sheet with a precise width and thickness. After that, the sheet is sent through a cooling process and is ready for lamination. The different layers are bonded to each other through the lamination process. Engraved rollers are then used to apply a textured design onto the surface, which is followed by the application of the UV layer and an annealing treatment. Finally, the products are cut into pieces matching the specifications, and the edges are profiled. After a quality check, the products that pass are packaged for transportation.

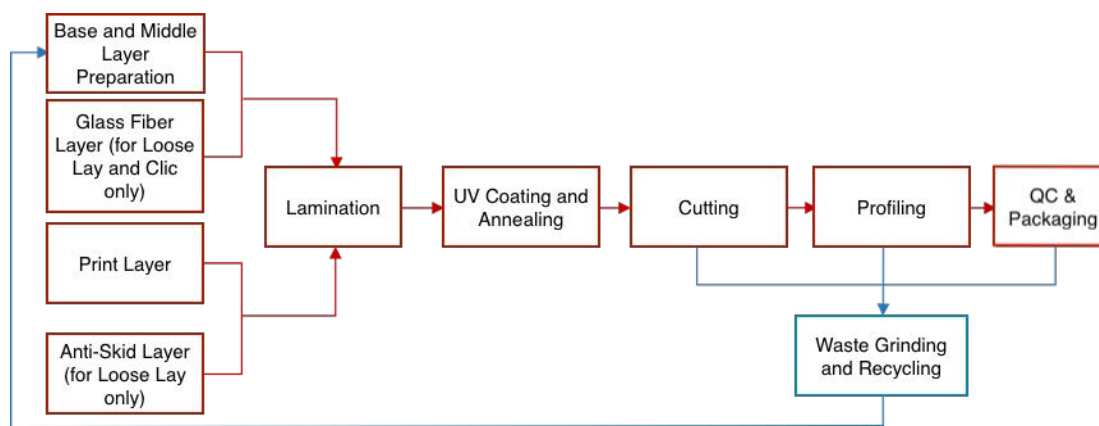


Figure 2. Production Process of the Novalis Glue Down LVT, Clic LVT, and Loose Lay LVT

## 1.9 Packaging

Cardboard and wood pallets are the main packaging materials for Novalis Glue Down LVT, Clic LVT, and Loose Lay LVT. According to Novalis, the target markets of these LVT products include Europe, the United States, Canada, Asia, and other regions. In the LCA study, the disposal of packaging materials adopted a rough country- and region-based weighted average disposal model following the UL PCR for Building-Related Products and Services Part A Section 2.8.5. For packaging disposal in Asia and the other regions, the study used the waste disposal scenario from China as the default as scenarios for the rest of the markets were unavailable. A sensitivity analysis on packaging disposal scenarios was also conducted.

## 1.10 Transportation

According to Novalis, the target markets of LVT products are Europe, the United States, Canada, Asia, and other regions. Oceanic and road transportation distance for product delivery was estimated with reference to external resources. Table 11 demonstrates the data used for stage A4 in the LCA modelling.

## 1.11 Product Installation

Novalis Glue Down LVT, Clic LVT, and Loose Lay LVT flooring offer three different methods of installation. Glue Down LVT requires glue to be applied for the installation. The flooring requires 300 grams of glue per square meter. Clic LVT utilizes a patented click-together tongue and groove system, while Loose Lay LVT utilizes a floating floor installation. The latter two categories of LVT products can be installed over most solid subfloor with minimal subfloor preparation, and the installation is completely glue-free.

## 1.12 Use and Maintenance

After installation, very little effort is required in order to use Glue Down LVT, Clic LVT, and Loose Lay LVT. However, routine vacuuming, cleaning and surface conditioning is required for regular maintenance and upkeep of the product. The cleaning schedule depends on multiple factors, including weight capacity, terminal function, the amount of dust entering the building, and more. For the purposes of this EPD, average maintenance is presented based on typical installations. The calculations are based off of the cleaning routine presented in Table 8.

## 1.13 Reference Service Life and Estimated Building Service Life

Novalis Glue Down LVT, Clic LVT, and Loose Lay LVT flooring with a wear layer no thinner than 0.55mm has a RSL of 10 years for commercial purposes and a RSL of 25 years for residential use.

## 1.14 Reuse, Recycling, and Energy Recovery

Novalis has a partnership with a recycler in the U.S. for pre-consumer recycling of LVT flooring. Novalis is also currently working with its large retail customers to develop a take-back program for the reuse and recycling of LVT flooring that is no longer needed by end users. The goal of this strategy will be to employ methods both of rerouting the flooring for reuse and of grinding up and recycling the flooring to be used in the creation of Novalis flooring or other products, such as rubber hoses, car mats, speed bumps, paneling, and more.

## 1.15 Disposal

According to Novalis, the majority of the Glue Down LVT, Clic LVT, and Loose Lay LVT is purchased and used in Europe, the United States, Canada, Asia, and other regions. For the LCA study, the disposal of the used Glue Down LVT, Clic LVT, and Loose Lay LVT flooring adopted a country- and region-based weighted average disposal model following disposal routes and waste classification referenced in PCR part A section 2.8.5 and 2.8.6. This LCA used an end-of-life disposal treatment process (C4) from Ecoinvent and USLCI. The waste scenario assumed 100 km of road transportation (C2) from an installation site to a MSW treatment site.



## 2. Life Cycle Assessment Background Information

### 2.1 Functional Unit

In this study, the functional unit was defined as 1 (one) m<sup>2</sup> of Novalis Glue Down LVT, Clic LVT, and Loose Lay LVT flooring.

**Table 7. Functional Unit Information**

NAME	VALUE		UNIT
FUNCTIONAL UNIT	1		m <sup>2</sup>
MASS	GLUE DOWN	3.90 – 8.96	kg
	CLIC	6.25 – 8.94	kg
	LOOSE LAY	8.80 – 9.05	kg

### 2.2 System Boundary

The life cycle stages considered in this LCA study are from cradle to grave.

The following stages have been assessed:

- A1-A3: Product stage (raw material acquisition, transport to manufacturing site and manufacturing)
- A4-A5: Construction stage (transport to user site, installation)
- B2: Maintenance
- C1-C4: End of life stage (deconstruction, transport, waste processing and disposal)

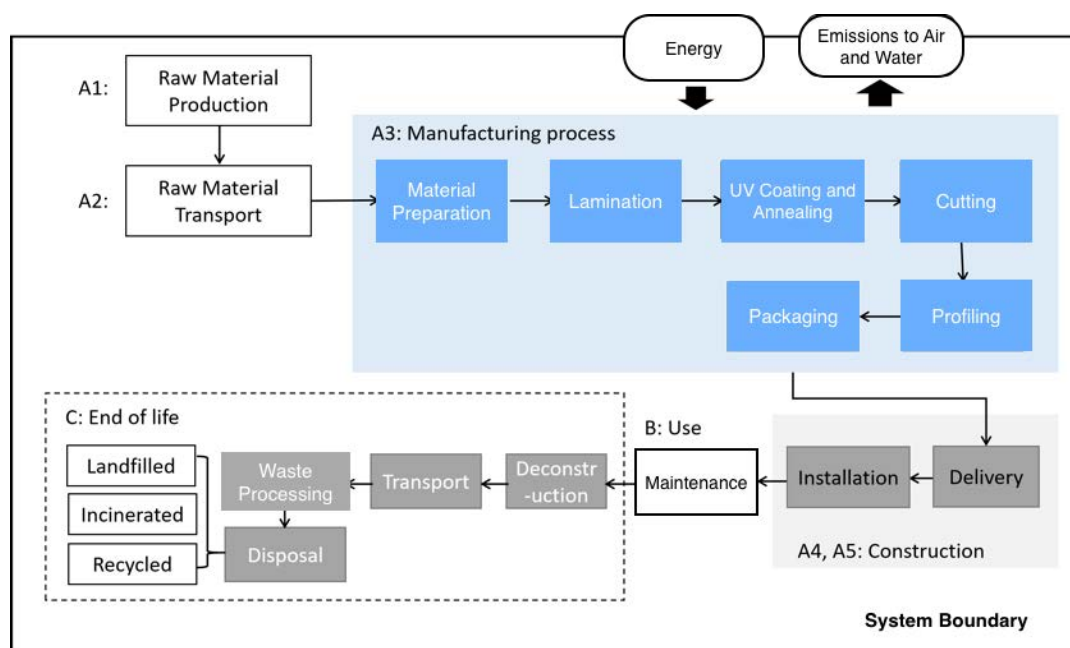


Figure 3. System Boundary of LCA study

The LCA study traced all energy and material inputs back to the extraction of resources for each life-cycle stage of the products. In addition, the study quantified emissions from the whole system, and included various waste management scenarios.

## 2.3 Product for Maintenance Phase (Modules B1-B7)

For the calculations of maintenance phase, the following cleaning routine was considered:

**Table 8. Cleaning and Maintenance**

CLEANING PROCESS	CLEANING FREQUENCY	CONSUMPTION OF ENERGY AND RESOURCES
VACUUMING	WEEKLY	ELECTRICITY
MOPPING	WEEKLY	WATER AND DETERGENT

**Table 9. Inputs in Maintenance Stage**

	AMOUNT	UNITS	SCENARIO
WATER	5.20	L/m <sup>2</sup> /year	BASED ON WEEKLY VACUUM AND WEEKLY MOPPING
ELECTRICITY	0.02	kWh/m <sup>2</sup> /year	
DETERGENT	104.00	g/m <sup>2</sup> /year	

## 2.4 Estimates and Assumptions

The main assumptions of this LCA study are as follows:

- The product description paper (1 page) included in the packaging contributes less than 0.1% to the total weight of the final product's packaging and was therefore excluded from the analysis;
- The raw materials calcium stearate and zinc stearate were not in the background database, so they were substituted with stearic acid from the EI database;
- Background data for the raw material Mg(OH)<sub>2</sub> (a type of flame retardant used in the base layer) was not in the database, so it was substituted with MgO from the EI database;
- As there is no specific metering or monitoring system on-site to track material flows in the factory, the distribution of water, natural gas, and electricity consumption during the production processes were calculated by the site engineer based on historical data and experience with operations;
- Similarly, since the consumption of power and water increase linearly with the mass of production, the distribution of energy, water, and natural gas usage during the production of various product specifications were modeled using a mass ratio allocation method. However, the ratio for the distribution of UV coating usage for various product specifications was calculated based on surface area, since surface area, not mass, is the relevant factor when UV coating is applied;
- Assumptions on transportation were made where it was not possible to obtain the specific data, such as the distance of oceanic transportation and inland transportation in the United States, Europe, Asia and other markets. When this occurred, it was clearly stated in the report, and a sensitivity analysis was conducted;
- The report makes assumptions for certain processes, such as maintenance, for which electricity and water consumption data were not obtained. The report clearly states when making assumptions such as this or others;
- Disassembly of the LVT from the subfloor during the disposal stage was assumed to be done manually for Clic and Loose Lay LVT products, but to be done both manually and mechanically for Glue Down LVT product, as it is glued onto the floor. However, because the disassembly of the LVT from the subfloor likely accounted for less than 1% of overall energy consumption, it was omitted from the model.





2.5 Cut-off Criteria

The following procedures were followed for the exclusion of inputs and outputs:

- All inputs and outputs to a (unit) process were included in the calculation where data was available. Data gaps were filled by conservative assumptions with average or generic data. Any assumptions for such choices were documented;
- In case of insufficient input data or data gaps for a unit process, according to the PCR requirement, the cut-off criteria chosen is 1% of renewable and non-renewable primary energy usage and 1% of the total mass of that unit process. The total neglected input flows of the cradle to grave stage, e.g. per module A1-A3, A4-A5, B1-B5, B6-B7, C1-C4 and module D shall be a maximum of 5% of energy usage and mass. In this study, the neglected flow is demonstrated in the table below.

Table 10. Cut-off Flows

FLOW NAME	PROCESS STAGE	MASS %	TOTAL MASS %
GLUE AND DESCRIPTION PACKAGING PAPER	PACKAGING	2.93E-05, <<1%	2.93E-05, <<1%

Material and energy flows known to have the potential to cause significant emissions into air, water or soil related to the environmental indicators of this study were included in the assessment. After reviewing the Material Safety Data Sheets and relevant physical, chemical and other information of the flows listed in table above, no significant negative emission to the environment from above listed flows was identified.

Other processes that contribute to obviously less than 1% of overall mass and energy contribution were cut off, which include:

- Storage phases and sales of product
- Handling operations at the distribution center and retail outlet
- Secondary and transit packaging
- Transport from distribution warehouse to retail outlet and from retail outlet to consumer household or commercial center

2.6 Data Sources

The study used generic data from various sources, including scientific literature, public sources, and databases such as Ecoinvent, ELCD, Chinese LCI, USLCI, and others.

In the study, the key parameters for producer-specific foreground data were based on one year (July 2018 to June 2019) of averaged data from Novalis. The life-cycle inventory includes data collected from a variety of publicly available sources, taking into consideration the degree to which it was technologically, temporally and geographically representative. The study utilized the Chinese-regionalized LCI database to the greatest extent possible. In the event data was missing from or not available in the LCI database, the study referred to Ecoinvent and regional databases such as USLCI, ELCD and other relevant databases. The study then conducted sensitivity analyses to validate the data and outputs using realistic parameters.



## 2.7 Data Quality

The data quality requirements for this study were as follows:

- Existing LCI data were, at most, 10 years old. Newly collected LCI data were current or up to 3 years old;
- The LCI data related to the geographical locations where the processes took place, e.g. electricity and transportation data from China, disposal data in the USA, Europe and etc. were utilized;
- The scenarios represented the average technologies at the time of data collection.

## 2.8 Period under Review

The study used primary data collected from July 2018 to June 2019.

## 2.9 Allocation

This study assumed that in-plant recycling for the production of the three types of LVT was a closed loop, meaning that the study allocated all of the environmental impacts from the recycling of the scraps from cutting, profiling, and any defective products and all of the environmental benefits of using recycled material to avoid waste generation during the production of the three types of LVT to the process of production.

To be conservative, the environmental benefits of recycling and energy recovery were not included in the study for the recycling and disposal processes at the end-of-life stage.

For process-related allocations, the study distinguished between multi-input and multi-output processes.

- Multi-input processes

While allocating energy and auxiliary materials within the production site, allocation was carried out on the basis of either the average annual mass or the average annual surface area produced. The decision to use average annual mass or average annual surface area was based on the relationship of the input to the environmental impacts. In most cases, the input amount increases linearly with the mass of product produced. However, the amount of energy and materials used in the annealing and UV coating processes is proportional to the surface area of product produced. Accordingly, the allocation of energy and material related to these types of processes was based on surface area rather than mass.

- Multi-output processes

In this study, there were no other by-products from the production line, therefore there were very few situations that required allocation from multi-output processes. For waste treatment, one allocation was carried out on the environmental emissions. In the end-of-life stage, the allocation within the disposal scenario was based on mass, which applies to the waste treatment process inventory that was adopted from the Ecoinvent data. Multi-input processes

## 2.10 Comparability

No comparisons or benchmarking are included in this EPD. LCA results across EPDs can be calculated with different background databases, modeling assumptions, geographic scope and time periods, all of which are valid and acceptable according to the Product Category Rules (PCR) and ISO standards. The user of the EPD should take care when comparing EPDs from different companies. Assumptions, data sources, and assessment tools may all impact the uncertainty of the final results and make comparisons misleading.



## 3. Life Cycle Assessment Scenarios

According to Novalis, the majority of the Glue Down LVT, Clic LVT, and Loose Lay LVT is purchased and used in Europe, North America, and Asia. The study estimated oceanic and road transportation distance for product delivery by referring to external resources. The table below demonstrates the data used for stage A4 in the LCA modelling.

**Table 11. Transport to the Building Site (A4)**

NAME	VALUE		UNIT
	ROAD	OCEAN	
Fuel type	DIESEL	HEAVY OIL	
Liters of fuel	31.11 l/100km	12.483 t/100km	l/100km or t/100km
Vehicle type	LORRY (32t)	SHIP (50000DWT)	
Transport distance	1000	GLUE DOWN 22609 CLIC 23507 LOOSE LAY 24151	km
Capacity utilization (including empty runs, mass based)	50	100	%
Gross density of products transported	GLUE DOWN	1724	kg/m <sup>3</sup>
	CLIC	1788	
	LOOSE LAY	1810	
Capacity utilization volume factor (factor: =1 or <1 or ≥ 1 for compressed or nested packaging products)	0.4	0.4	-

**Table 12. Installation into the Building (A5)**

NAME	VALUE	UNIT
Ancillary materials	0.3	kg
Net freshwater consumption specified by water source and fate (amount evaporated, amount disposed to sewer)	-	m <sup>3</sup>
Other resources	-	kg
Electricity consumption	-	kWh
Other energy carriers	-	MJ
Product loss per functional unit	0.05	m <sup>2</sup> /m <sup>2</sup>
Waste materials at the construction site before waste processing, generated by product installation	0.05	m <sup>2</sup> /m <sup>2</sup>
Output materials resulting from on-site waste processing (specified by route; e.g. for recycling, energy recovery and/or disposal)	-	kg
Mass of packaging waste specified by type	Pulp: 0.229 Wood: 0.385 Plastic: 0.003 Metal: 0.00017	kg
Biogenic carbon contained in packaging	0.851	kg CO <sub>2</sub>
Direct emissions to ambient air, soil and water	-	kg
VOC emissions	N/A	µg/m <sup>3</sup>

**Table 13. Maintenance (B2)**

NAME	VALUE	UNIT
Maintenance process information (cite source in report)	Weekly vacuum and weekly mopping	-
Maintenance cycle	Weekly vacuum and weekly mopping	Cycles/ RSL
Net freshwater consumption specified by water source and fate (amount evaporated, amount disposed to sewer)	5.2 city water disposed to sewer	L/m <sup>2</sup> /year
Ancillary materials specified by type (e.g. cleaning agent)	104 (cleaning agent)	g/m <sup>2</sup> /year
Other resources	-	kg
Energy input, specified by activity, type and amount	Electricity consumption 0.018	kWh/m <sup>2</sup> /year
Other energy carriers specified by type	-	kWh
Power output of equipment	-	kW
Waste materials from maintenance (specify materials)	-	kg
Direct emissions to ambient air, soil and water	-	kg
Further assumptions for scenario development (e.g. frequency and time period of use, number of occupants);	-	-

As mentioned above, the majority of Novalis Glue Down LVT, Clic LVT, and Loose Lay LVT products are purchased and used in Europe, the United States, Canada, Asia, and other regions. The disposal of the used LVT products adopted a country- and region-based weighted average disposal model following disposal routes and waste classification referenced in PCR Part A Section 2.8.5 and 2.8.6. The LCA study used the end-of-life disposal treatment process (C4) from Ecoinvent and USLCI.

For the waste scenario, the study assumed a moderate distance of 100 km for the road transportation (C2) required from an installation site to a MSW treatment site. According to Novalis, the tile can be manually removed from the floor, so input and output were omitted for the deconstruction (C1) and waste processing (C3) stages. The table below displays the data used for stages C1-C4 in the LCA modeling.



# ENVIRONMENTAL PRODUCT DECLARATION



**NOVALIS**  
GLUE DOWN LVT, CLIC LVT, AND LOOSE LAY LVT

According to ISO 14025,  
EN 15804 and ISO 21930:2017

**Table 14. End-of-Life (C1-C4)**

NAME		VALUE		UNIT
Assumptions for scenario development (description of deconstruction, collection, recovery, disposal method and transportation)		See description above		
Collection process (specified by type)	Collected separately	-		kg
	Collected with mixed construction waste	GLUE DOWN	4.31	kg
		CLIC	8.95	
		LOOSE LAY	9.05	
Recovery (specified by type)	Reuse	-		kg
	Recycling	GLUE DOWN	0.809	kg
		CLIC	1.000	
		LOOSE LAY	0.333	
	Landfill	GLUE DOWN	3.293	kg
		CLIC	7.718	
		LOOSE LAY	8.633	
	Incineration	GLUE DOWN	0.208	kg
		CLIC	0.232	
		LOOSE LAY	0.084	
	Incineration with energy recovery	-		kg
	Energy conversion efficiency rate	-		
Disposal (specified by type)	Product or material for final deposition	0		kg
Removals of biogenic carbon (excluding packaging)		GLUE DOWN	6.10E-03	kg CO <sub>2</sub>
		CLIC	1.13E-02	
		LOOSE LAY	2.26E-02	



## 4. Life Cycle Assessment Results

Table 15. Description of the System Boundary Modules

	PRODUCT STAGE			CONSTRUCTION PROCESS STAGE		USE STAGE							END OF LIFE STAGE				BENEFITS AND LOADS BEYOND THE SYSTEM BOUNDARY
	A1	A2	A3	A4	A5	B1	B2	B3	B4	B5	B6	B7	C1	C2	C3	C4	D
	Raw material supply	Transport	Manufacturing	Transport from gate to site	Assembly/Install	Use	Maintenance	Repair	Replacement	Refurbishment	Building Operational Energy Use During Product Use	Building Operational Water Use During Product Use	Deconstruction	Transport	Waste processing	Disposal	Reuse, Recovery, Recycling Potential
<b>EPD Type: Cradle-to-grave</b>	X	X	X	X	X	MND	X	MND	MND	MND	MND	MND	X	X	X	X	MND

### 4.1 Life Cycle Impact Assessment Results

To analyze the environmental impact of each process, a LCIA was conducted using the CML-IA baseline method and the TRACI method on the chosen representative **Glue Down 2.5 (0.55)**, **Clic 5.0 (0.55)**, and **Loose Lay 5.0 (0.55)** products. The result was allocated by stages, as shown in tables below. Note that the results are based on 10 years' usage, as the general specifications will be all used for commercial purposes.

Table 16. North American Impact Assessment (TRACI) Results for Novalis Glue Down 2.5 (0.55)

Impact category (TRACI)	Unit	Production	Transport of product	Installation	Maintenance	Transport of waste	Disposal
		A1-A3	A4	A5	B2	C2	C4
Ozone depletion	kg CFC-11 eq	1.96E-07	1.19E-07	2.32E-08	2.36E-07	4.79E-08	5.99E-08
Global warming	kg CO <sub>2</sub> eq	8.75E+00	1.82E+00	9.94E-01	4.89E+00	5.70E-01	1.70E+00
Smog	kg O <sub>3</sub> eq	4.90E-01	4.33E-01	4.53E-02	1.73E-01	8.91E-02	2.28E-02
Acidification	kg SO <sub>2</sub> eq	4.75E-02	2.81E-02	4.00E-03	1.61E-02	3.10E-03	1.75E-03
Eutrophication	kg N eq	1.33E-02	1.50E-03	3.51E-03	3.06E-02	2.67E-04	2.74E-02
Carcinogenics	CTUh	3.45E-07	3.18E-08	2.09E-08	1.52E-07	3.94E-09	8.70E-08
Non carcinogenics	CTUh	2.90E-06	1.63E-07	2.11E-07	5.08E-07	3.92E-08	3.89E-06



# ENVIRONMENTAL PRODUCT DECLARATION

**NOVALIS**  
INNOVATIVE FLOORING



**NOVALIS**  
GLUE DOWN LVT, CLIC LVT, AND LOOSE LAY LVT

According to ISO 14025,  
EN 15804 and ISO 21930:2017

Respiratory effects	kg PM2.5 eq	4.59E-03	1.85E-03	3.62E-04	4.29E-03	3.74E-04	3.96E-04
Ecotoxicity	CTUe	2.98E+01	3.16E+00	4.59E+00	3.21E+01	4.16E-01	2.95E+02
Fossil fuel depletion	MJ surplus	1.60E+01	3.25E+00	3.11E+00	1.69E+00	1.20E+00	3.06E-01

**Table 17. North American Impact Assessment (TRACI) Results for Novalis Clic 5.0 (0.55)**

Impact category (TRACI)	Unit	Production	Transport of product	Installation	Maintenance	Transport of waste	Disposal
		A1-A3	A4	A5	B2	C2	C4
Ozone depletion	kg CFC-11 eq	2.51E-07	2.15E-07	1.61E-09	2.37E-07	9.94E-08	6.88E-08
Global warming	kg CO <sub>2</sub> eq	1.21E+01	4.00E+00	9.40E-02	4.88E+00	1.18E+00	3.67E+00
Smog	kg O <sub>3</sub> eq	6.34E-01	9.59E-01	9.38E-04	1.72E-01	1.85E-01	3.26E-02
Acidification	kg SO <sub>2</sub> eq	6.28E-02	6.13E-02	5.03E-05	1.60E-02	6.43E-03	2.45E-03
Eutrophication	kg N eq	1.91E-02	3.12E-03	2.88E-03	3.05E-02	5.53E-04	5.95E-02
Carcinogenics	CTUh	4.63E-07	6.69E-08	6.54E-10	1.51E-07	8.18E-09	1.78E-07
Non carcinogenics	CTUh	4.69E-06	3.46E-07	2.24E-08	5.04E-07	8.13E-08	9.90E-06
Respiratory effects	kg PM2.5 eq	5.71E-03	3.88E-03	7.62E-06	4.28E-03	7.76E-04	4.49E-04
Ecotoxicity	CTUe	3.93E+01	6.50E+00	8.05E-01	3.20E+01	8.63E-01	7.46E+02
Fossil fuel depletion	MJ surplus	2.16E+01	7.14E+00	1.59E-02	1.71E+00	2.49E+00	4.67E-01

**Table 18. North American Impact Assessment (TRACI) Results for Novalis Loose Lay 5.0 (0.55)**

Impact category (TRACI)	Unit	Production	Transport of product	Installation	Maintenance	Transport of waste	Disposal
		A1-A3	A4	A5	B2	C2	C4
Ozone depletion	kg CFC-11 eq	3.00E-07	1.98E-07	1.69E-09	2.37E-07	1.01E-07	2.46E-08
Global warming	kg CO <sub>2</sub> eq	1.93E+01	4.22E+00	8.38E-02	4.88E+00	1.20E+00	1.07E+00
Smog	kg O <sub>3</sub> eq	8.44E-01	1.02E+00	9.69E-04	1.72E-01	1.87E-01	1.14E-02
Acidification	kg SO <sub>2</sub> eq	1.14E-01	6.47E-02	4.96E-05	1.60E-02	6.50E-03	9.96E-04
Eutrophication	kg N eq	2.80E-02	3.21E-03	3.06E-03	3.05E-02	5.60E-04	2.74E-02
Carcinogenics	CTUh	4.97E-07	6.96E-08	6.52E-10	1.50E-07	8.28E-09	5.26E-08
Non carcinogenics	CTUh	9.27E-06	3.56E-07	2.28E-08	5.02E-07	8.23E-08	2.91E-06
Respiratory effects	kg PM2.5 eq	8.62E-03	4.01E-03	7.45E-06	4.28E-03	7.86E-04	1.44E-04
Ecotoxicity	CTUe	4.64E+01	6.63E+00	8.17E-01	3.20E+01	8.74E-01	2.23E+02
Fossil fuel depletion	MJ surplus	2.33E+01	7.52E+00	1.67E-02	1.71E+00	2.52E+00	1.81E-01



# ENVIRONMENTAL PRODUCT DECLARATION

**NOVALIS**  
INNOVATIVE FLOORING



**NOVALIS**  
GLUE DOWN LVT, CLIC LVT, AND LOOSE LAY LVT

According to ISO 14025,  
EN 15804 and ISO 21930:2017

**Table 19. EU Impact Assessment (CML) Results for Novalis Glue Down 2.5 (0.55)**

Impact category (CML)	Unit	Production	Transport of product	Installation	Maintenance	Transport of waste	Disposal
		A1-A3	A4	A5	B2	C2	C4
Abiotic depletion	kg Sb eq	5.89E-06	5.55E-07	3.15E-06	1.02E-05	2.24E-07	4.90E-07
Abiotic depletion (fossil fuels)	MJ	1.38E+02	2.55E+01	2.27E+01	1.73E+01	8.42E+00	3.67E+00
Global warming (GWP100a)	kg CO <sub>2</sub> eq	8.75E+00	1.82E+00	9.94E-01	4.89E+00	5.70E-01	1.70E+00
Ozone layer depletion (ODP)	kg CFC-11 eq	1.65E-07	9.00E-08	1.93E-08	2.04E-07	3.61E-08	5.30E-08
Human toxicity	kg 1.4-DB eq	1.51E+00	7.75E-01	2.19E-01	1.47E+00	8.60E-02	2.97E+00
Fresh water aquatic ecotox.	kg 1.4-DB eq	7.28E-01	1.95E-01	1.31E-01	1.21E+01	9.49E-03	1.60E+01
Marine aquatic ecotoxicity	kg 1.4-DB eq	4.39E+03	1.01E+03	4.85E+02	1.70E+03	4.77E+01	6.16E+04
Terrestrial ecotoxicity	kg 1.4-DB eq	2.60E-02	1.88E-03	6.44E-04	4.80E+00	1.92E-04	5.04E-03
Photochemical oxidation	kg C <sub>2</sub> H <sub>4</sub> eq	2.11E-03	1.10E-03	2.57E-04	2.81E-03	9.91E-05	3.62E-04
Acidification	kg SO <sub>2</sub> eq	4.68E-02	2.75E-02	4.19E-03	1.43E-02	2.49E-03	1.41E-03
Eutrophication	kg (PO <sub>4</sub> ) <sup>3-</sup> eq	8.66E-03	2.59E-03	1.46E-03	1.50E-02	5.10E-04	1.03E-02

**Table 20. EU Impact Assessment (CML) Results for Novalis Clic 5.0 (0.55)**

Impact category (CML)	Unit	Production	Transport of product	Installation	Maintenance	Transport of waste	Disposal
		A1-A3	A4	A5	B2	C2	C4
Abiotic depletion	kg Sb eq	7.59E-06	8.11E-07	7.04E-09	1.02E-05	4.65E-07	5.40E-07
Abiotic depletion (fossil fuels)	MJ	1.83E+02	5.58E+01	1.26E-01	1.73E+01	1.75E+01	4.78E+00
Global warming (GWP100a)	kg CO <sub>2</sub> eq	1.21E+01	4.00E+00	9.40E-02	4.88E+00	1.18E+00	3.67E+00
Ozone layer depletion (ODP)	kg CFC-11 eq	2.12E-07	1.62E-07	1.22E-09	2.05E-07	7.49E-08	5.78E-08
Human toxicity	kg 1.4-DB eq	1.95E+00	1.83E+00	1.77E-02	1.47E+00	1.78E-01	4.74E+00
Fresh water aquatic ecotox.	kg 1.4-DB eq	9.01E-01	4.85E-01	3.33E-02	1.21E+01	1.97E-02	2.82E+01
Marine aquatic ecotoxicity	kg 1.4-DB eq	5.21E+03	2.43E+03	7.09E+01	1.67E+03	9.89E+01	8.86E+04
Terrestrial ecotoxicity	kg 1.4-DB eq	3.60E-02	3.79E-03	1.35E-04	4.80E+00	3.98E-04	1.11E-02
Photochemical oxidation	kg C <sub>2</sub> H <sub>4</sub> eq	2.67E-03	2.49E-03	2.52E-05	2.81E-03	2.06E-04	8.88E-04
Acidification	kg SO <sub>2</sub> eq	6.07E-02	5.97E-02	4.14E-05	1.42E-02	5.16E-03	1.84E-03
Eutrophication	kg (PO <sub>4</sub> ) <sup>3-</sup> eq	1.25E-02	5.67E-03	1.05E-03	1.49E-02	1.06E-03	2.22E-02





**NOVALIS**  
GLUE DOWN LVT, CLIC LVT, AND LOOSE LAY LVT

According to ISO 14025,  
EN 15804 and ISO 21930:2017

**Table 21. EU Impact Assessment (CML) Results for Novalis Loose Lay 5.0 (0.55)**

Impact category (CML)	Unit	Production	Transport of product	Installation	Maintenance	Transport of waste	Disposal
		A1-A3	A4	A5	B2	C2	C4
Abiotic depletion	kg Sb eq	9.55E-06	7.02E-07	7.29E-09	1.02E-05	4.71E-07	1.52E-07
Abiotic depletion (fossil fuels)	MJ	2.09E+02	5.87E+01	1.30E-01	1.73E+01	1.77E+01	1.72E+00
Global warming (GWP100a)	kg CO <sub>2</sub> eq	1.93E+01	4.22E+00	8.38E-02	4.88E+00	1.20E+00	1.07E+00
Ozone layer depletion (ODP)	kg CFC-11 eq	2.65E-07	1.50E-07	1.28E-09	2.05E-07	7.58E-08	2.03E-08
Human toxicity	kg 1.4-DB eq	2.28E+00	1.99E+00	1.76E-02	1.46E+00	1.81E-01	1.73E+00
Fresh water aquatic ecotox.	kg 1.4-DB eq	1.07E+00	5.39E-01	3.34E-02	1.21E+01	1.99E-02	6.84E+00
Marine aquatic ecotoxicity	kg 1.4-DB eq	6.01E+03	2.67E+03	6.59E+01	1.66E+03	1.00E+02	1.21E+04
Terrestrial ecotoxicity	kg 1.4-DB eq	4.44E-02	3.83E-03	1.42E-04	4.80E+00	4.03E-04	4.21E-03
Photochemical oxidation	kg C <sub>2</sub> H <sub>4</sub> eq	4.88E-03	2.67E-03	2.25E-05	2.81E-03	2.08E-04	2.63E-04
Acidification	kg SO <sub>2</sub> eq	1.16E-01	6.29E-02	4.11E-05	1.42E-02	5.22E-03	6.07E-04
Eutrophication	kg (PO <sub>4</sub> ) <sup>3</sup> -eq	1.90E-02	5.99E-03	1.11E-03	1.49E-02	1.07E-03	1.01E-02

\* Zero input and output were assumed for deconstruction of the tile (C1) and waste processing (C3). Therefore, values for the two modules are zero and not included in the tables.

## 4.2 Life Cycle Inventory Results

**Table 22. Resource Use**

PARAMETER	UNIT	GLUE DOWN 2.5 (0.55)	CLIC 5.0 (0.55)	LOOSE LAY 5.0 (0.55)
RPR <sub>E</sub> : Renewable primary resources used as energy carrier (fuel)	[MJ]	4.48E+01	4.69E+01	4.46E+01
RPR <sub>M</sub> : Renewable primary resources with energy content used as material	[MJ]	0.00E+00	0.00E+00	0.00E+00
NRPR <sub>E</sub> : Non-renewable primary resources used as an energy carrier (fuel)	[MJ]	2.58E+02	3.29E+02	3.59E+02
NRPR <sub>M</sub> : Non-renewable primary resources with energy content used as material	[MJ]	0.00E+00	0.00E+00	0.00E+00
SM: Secondary materials	[kg]	0.00E+00	0.00E+00	0.00E+00
RSF: Renewable secondary fuels	[MJ]	0.00E+00	0.00E+00	0.00E+00
NRSF: Non-renewable secondary fuels	[MJ]	0.00E+00	0.00E+00	0.00E+00
RE: Recovered energy	[MJ]	0.00E+00	0.00E+00	0.00E+00
FW: Use of net fresh water resources	[m <sup>3</sup> ]	9.70E-03	1.55E-02	1.57E-02

# ENVIRONMENTAL PRODUCT DECLARATION



**NOVALIS**  
GLUE DOWN LVT, CLIC LVT, AND LOOSE LAY LVT

According to ISO 14025,  
EN 15804 and ISO 21930:2017

**Table 23. Output Flows and Waste Categories**

PARAMETER	UNIT	GLUE DOWN 2.5 (0.55)	CLIC 5.0 (0.55)	LOOSE LAY 5.0 (0.55)
HWD : Hazardous waste disposed	[kg]	3.45E-03	5.26E-03	6.64E-01
NHWD: Non-hazardous waste disposed	[kg]	3.83E-03	5.68E-03	2.76E-01
HLRW: High-level radioactive waste, conditioned, to final repository	[kg]	0.00E+00	0.00E+00	0.00E+00
ILLRW: Intermediate- and low-level radioactive waste, conditioned, to final repository	[kg]	0.00E+00	0.00E+00	0.00E+00
CRU: Components for re-use	[kg]	0.00E+00	0.00E+00	0.00E+00
MR: Materials for recycling	[kg]	0.00E+00	0.00E+00	0.00E+00
MER: Materials for energy recovery	[kg]	0.00E+00	0.00E+00	0.00E+00
EE: Recovered energy exported from the product system	[MJ]	0.00E+00	0.00E+00	0.00E+00

**Table 24. Carbon Emissions and Removals**

PARAMETER	UNITS	GLUE DOWN 2.5 (0.55)	CLIC 5.0 (0.55)	LOOSE LAY 5.0 (0.55)
BCRP	[kg CO <sub>2</sub> ]	6.10E-03	1.13E-02	2.26E-02
BCEP	[kg CO <sub>2</sub> ]	6.10E-03	1.13E-02	2.18E-02
BCRK	[kg CO <sub>2</sub> ]	8.51E-01	8.51E-01	8.51E-01
BCEK	[kg CO <sub>2</sub> ]	2.65E-01	3.10E-01	2.87E-01
BCEW	[kg CO <sub>2</sub> ]	N/A	N/A	N/A
CCE	[kg CO <sub>2</sub> ]	N/A	N/A	N/A
CCR	[kg CO <sub>2</sub> ]	N/A	N/A	N/A
CWNR	[kg CO <sub>2</sub> ]	N/A	N/A	N/A

## 5. LCA Interpretation

Analysis of impact categories on various life cycle stages reveals that the production, transportation (oceanic and road), maintenance, and end-of-life treatment of the three types of LVT are the main contributors to its environment impacts. The process contribution analysis reveals that PVC raw materials, electricity consumption, transportation, incineration, and landfill component of waste treatment contribute the most to the environmental impacts.

The sensitivity analysis shows that a change in assumptions (such as transportation distance), inputs during maintenance, the disposal scenarios, and the quality of data can lead to fluctuations in the final LCA results. It is therefore recommended to revise the model with updated data, assumptions, or parameters as they become available to get the most up-to-date and accurate results.

The LCA study has been carried out based on available information, including that from regional and global databases and experience, to make the results as accurate, complete and representative as possible.





# ENVIRONMENTAL PRODUCT DECLARATION



**NOVALIS**  
GLUE DOWN LVT, CLIC LVT, AND LOOSE LAY LVT

According to ISO 14025,  
EN 15804 and ISO 21930:2017

## 6. Additional Environmental Information

### 6.1 Environment and Health During Manufacturing

No substances required to be reported as hazardous, as listed in the “List of Toxic Chemicals Severely Restricted on the Import and Export in China (Circular No. 65 [2005]) and Measures for the Administration of Restricted Use of Hazardous Substances in Electrical and Electronic Products (Circular No. 32 [2016])”, are associated with the production of this product.

### 6.2 Environment and Health During Installation

Instructions should be followed as indicated on the Safety Data Sheets and installation guidelines. It is suggested to use the adhesive recommended by Novalis for the installation of Glue Down LVT on the purpose of higher indoor air quality.

### 6.3 Extraordinary Effects

#### Fire

ASTM E648 Radiant Panel: Class I,  $>0.45 \text{ W/cm}^2$   
ASTM E662 Smoke Density: Passes,  $<450$

#### Water

In daily use, prevent water and moisture from accumulating underneath walk-off tiles. Exposure to flooding for long periods may result in damage to the product.

#### Mechanical Destruction

Performance requires proper installation according to Novalis installation guidelines.

### 6.4 Further Information

Novalis Glue Down LVT, Clic LVT, and Loose Lay LVT flooring are certified with GREENGUARD Gold, Indoor Advantage™ Gold and FloorScore® Label. The total VOC emissions of the products are no more than  $0.5 \text{ mg/m}^3$  after a test period of 14 days. The products comply with California DPH Section 01350 Version 1.2 for the school classroom, private office, and single-family residence parameters.



## 7. References

### UL ENVIRONMENT

UL Environment General Program Instructions April 2017, version 2.1

Part A: Life Cycle Assessment Calculation Rules and Report Requirements UL Environment (September 2018, version 3.2)

Part B: Flooring EPD Requirements UL 10010-7, v.2.0. 2018

### SUSTAINABILITY REPORTING STANDARDS

European Standards. (2013). EN 15804+A1 Sustainability of construction works - Environmental product declarations - Core rules for the product category of construction products.

ISO. (2006). ISO 14044: Environmental management - Life cycle assessment - Requirements and guidelines.

ISO. (2009). ISO 14040: Environmental management - Life cycle assessment - principles and frameworks.

ISO. (2011). ISO 14025: Environmental labels and declarations - Type III environmental declarations - principles and procedures.

ISO. (2017). ISO 21930 Sustainability in building construction - Environmental declaration of building products.

## 8. Contact Information

### 8.1 EPD Owner



#### NOVALIS INNOVATIVE FLOORING

Email: [nicole.granath@novalis-intl.com](mailto:nicole.granath@novalis-intl.com)

Website: [www.novalisinnovativeflooring.com](http://www.novalisinnovativeflooring.com)

### 8.2 LCA and EPD Practitioner



#### Ecovane Environmental Co., Ltd

Mrs. Fangyan Xu ([fangyan@1mi1.cn](mailto:fangyan@1mi1.cn))

Mrs. Dandan Li ([schnee@1mi1.cn](mailto:schnee@1mi1.cn))

Website: [www.1mi1.org](http://www.1mi1.org)

**SCS Global Services** does hereby certify that an independent assessment has been conducted on behalf of:

# Novalis Innovative Flooring

200 Munekata Dr. SE, Dalton, GA, United States

For the following product(s):

## Vinyl Tile:

CN Luxury Vinyl Tile (LVT), CN Loose Lay LVT (LLT), CN Acoustical Loose Lay LVT (ALLT), CN Flexible LVT Click (5G), CN High Density Core (HDC) Click with Underlayment, CN High Density Core (HDC) Click without Underlayment, CN High Performance Core (HPC) Click with Underlayment, CN High Performance Core (HPC) Click without Underlayment, CN Peel & Stick Floor Tile (LVT-PS), CN Peel & Stick Wall and Floor Tile (LVT-W-PS), US High Density Core (HDC) Click with Underlayment, US High Density Core (HDC) Click without Underlayment



The product(s) meet(s) all of the necessary qualifications to be certified for the following claim(s):

## FloorScore®

Indoor Air Quality Certified to SCS-EC10.3-2014 v4.1

Conforms to the CDPH/EHLB Standard Method v1.2-2017 (California Section 01350), effective April 1, 2017, for the school classroom and private office parameters when modeled as Flooring.

Measured Concentration of Total Volatile Organic Compounds (TVOC): Less than/equal to 0.5 mg/m<sup>3</sup> (in compliance with CDPH/EHLB Standard Method v1.2-2017)

Registration # SCS-FS-06121

Valid from: June 1, 2023 to April 30, 2024

SCS Global Services is currently the only certification body approved by the Resilient Floor Covering Institute (RFCI) to provide FloorScore® product certification; certified products are only listed on the SCS Green Products Guide, <http://www.scsglobalservices.com/certified-green-products-guide>.



A handwritten signature in black ink that reads "Stanley Mathuram".

Stanley Mathuram, PE, Executive Vice President  
SCS Global Services  
2000 Powell Street, Ste. 600, Emeryville, CA 94608 USA












# EPD Transparency Summary

<b>COMPANY NAME</b>	Novalis Innovative Flooring
<b>PRODUCT NAME</b>	Novalis Glue Down (GD) LVT
<b>PRODUCT DESCRIPTION</b>	Novalis Glue Down LVT features a wide range of beautiful flooring options for many applications. The product has excellent stain-, scratch-, and dent-resistance.
<b>PRODUCT CATEGORY RULE (PCR)+ VERSION</b>	Product Category Rules for Building-Related Products and Services Part A: Life Cycle Assessment Calculation Rules and Report Requirements, Standard 10010, Version 3.2 Part B: Flooring EPD Requirements, UL 10010-7, Version 2.0
<b>CERTIFICATION PERIOD</b>	1/1/2020 — 1/1/2025
<b>DECLARATION NUMBER</b>	4789201527.101.1
<b>EPD TYPE</b>	<input checked="" type="checkbox"/> <b>PRODUCT SPECIFIC</b> <input type="checkbox"/> <b>INDUSTRY AVERAGE</b>
<b>DECLARED/ FUNCTIONAL UNIT</b>	1 m2
<b>GREEN BUILDING QUALIFICATIONS</b>	LEED v4 Building Product Disclosure and Optimization - EPDs, Option 1 ASHRAE 189.1 Material Compliance IgCC Material Compliance Green Globes 3.5.1.2.1 NAHB Material Selection
<b>REFERENCE SERVICE LIFE (IF APPLICABLE)</b>	Commercial: 10 Years; Residential: 25 Years
<b>LCA SOFTWARE + VERSION</b>	Simapro 9
<b>IMPACT ASSESSMENT METHOD + VERSION</b>	CML-IA (baseline) & TRACI



## LIFECYCLE IMPACT CATEGORIES

The environmental impacts listed below were assessed through the product's production phase (cradle to gate impacts).

ATMOSPHERE			WATER		EARTH		
							
<b>Global Warming Potential</b> refers to long-term changes in global weather patterns that are caused by increased concentrations of greenhouse gases in the atmosphere.	<b>Ozone Depletion Potential</b> is the destruction of the stratospheric ozone layer, which shields the earth from ultraviolet radiation that's harmful to life, caused by human-made air pollution.	<b>Photochemical Ozone Creation Potential</b> happens when sunlight reacts with hydrocarbons, nitrogen oxides, and volatile organic compounds, to produce air pollution known as smog.	<b>Acidification Potential</b> is the result of human-made emissions and refers to the decrease in pH and increase in acidity of oceans, lakes, rivers, and streams – polluting groundwater and harming aquatic life.	<b>Eutrophication Potential</b> occurs when excessive nutrients cause increased algae growth in lakes, blocking the underwater penetration of sunlight needed to produce oxygen and resulting in the loss of aquatic life.	<b>Depletion of Abiotic Resources (Elements)</b> refers to the reduction of available non-renewable resources, such as metals, that are found on the periodic table of elements, due to human activity.	<b>Depletion of Abiotic Resources (Fossil Fuels)</b> refers to the decreasing availability of non-renewable carbon-based compounds, such as oil and coal, due to human activity.	
<b>TRACI</b>	8.75E+00 kg CO <sub>2</sub> -Equiv.	1.96E-07 kg CFC 11-Equiv.	4.90E-01 kg O <sub>3</sub> -Equiv.	4.75E-02 kg SO <sub>2</sub> -Equiv.	1.33E-02 kg N-Equiv.	kg Sb-Equiv.	MJ
<b>CML</b>	8.75E+00 kg CO <sub>2</sub> -Equiv.	1.65E-07 kg R11-Equiv.	2.11E-03 kg Ethene-Equiv.	4.68E-02 kg SO <sub>2</sub> -Equiv.	8.66E-03 kg PO <sub>4</sub> -Equiv.	5.89E-06 kg Sb-Equiv.	1.38E+02 MJ



**Environment**

© 2018 UL Environment



## MATERIAL CONTENT

Material content measured to 1%.

COMPONENT	MATERIAL	AVAILABILITY	MASS%	ORIGIN
Substrate - Plasticizer	(Bio) Plasticizer + DOTP	Renewable	5.96-10.16	China
Substrate	CaCO <sub>3</sub>	Non-Renewable	15.23-68.74	China
Substrate	Polyvinyl Chloride (PVC)	Non-Renewable	17.77-36.87	China
Substrate	Epoxized Soybean Oil	Renewable	0.89-1.37	China
Substrate	Calcium Stearate	Non-Renewable	0.29-0.55	China
Substrate	Zinc Stearate	Non-Renewable	0.22-0.44	China
Substrate	Carbon Black	Non-Renewable	0.05-0.16	China
Substrate	Mg(OH) <sub>2</sub>	Non-Renewable	0-8.05	China
Wear layer	Polyvinyl Chloride (PVC)	Non-Renewable	1.50-24.49	China
UV coating	Urethane Acrylates	Non-Renewable	0.33-0.77	China
Film	TiO <sub>2</sub>	Non-Renewable	1.12-2.56	China

As Novalis Glue Down LVT has a number of specifications, the component percentages are therefore presented with a range of values.

## ADDITIONAL ENVIRONMENTAL INFORMATION

PRE-CONSUMER RECYCLED CONTENT	0 %
POST-CONSUMER RECYCLED CONTENT	0 %
VOC EMISSIONS	< 0.5 mg/m <sup>3</sup> (14 days)
WATER CONSUMPTION	9.70 L/m <sup>2</sup>

## ENERGY

RENEWABLE ENERGY	14.8 %	44.8	MJ
NON-RENEWABLE ENERGY	85.2 %	258	MJ

## MANUFACTURER CONTACT INFO

NAME	Nicole Granath
PHONE	+862153966818 (China)/+18778615292 (U.S.)
EMAIL	nicole.granath@novalis-intl.com
WEBSITE	www.novalisinnoativeflooring.com

## RECYCLING OR REUSE

Novalis partners with a recycler in the U.S. for pre-consumer recycling of LVT flooring. Novalis is also working with its large retail customers to develop a take-back program for the reuse and recycling of LVT flooring. When unable to be reused, they will be ground up and recycled into flooring or other products, such as rubber hoses, car mats, speed bumps, paneling, and more.

## STANDARDS

- ASTM F1700 - Solid Vinyl Tile
- ASTM F1914 - Residual Indentation
- ASTM F137 - Flexibility
- ASTM F2199 - Dimensional Stability
- ASTM F925 - Chemical Resistance
- ASTM F1514 - Heat Color Stability
- ASTM F1515 - Light Color Stability
- ASTM F970 - Static Load Limit
- ASTM F970 - Modified for Max Weight
- ASTM E648 (NFPA 253) - Critical Radiant Flux
- ASTM E662 (NFPA 258) - Smoke Density

## CERTIFICATIONS